




2023
2024

CUSTOM GOALIE

TRUE

CRAFTED BY **LEFEVRE** 



**SINCE 1967, THE LEFEVRE FAMILY
HAS BEEN COMMITTED TO INNOVATING
GOALIE EQUIPMENT TRUSTED AT THE
HIGHEST LEVELS.**

And much like the athletes they cater to, their
equipment is made to perform. Made to win.
MADE DIFFERENT.

TRUE by Lefevre continues to challenge the
status quo of goalie gear design. Together, we are
empowering goaltenders at every stage of the game
with the most precise and innovative equipment to
perform effortlessly night-in, night-out.

TRUE
BY **LEFEVRE** 



TO WANT THIS JOB, YOU MUST BE

**MADE
DIFFERENT**



HZRDUS

The HZRDUS PX4 is an evolution of the L20.2 line, featuring a stiffer profile for big/reactive rebounds. The flat face design provides a solid barrier, leaving minimal room for pucks to slip through. The FRS strapping options provide optimal mobility, while the composite thigh rise core allows for enhanced butterfly and RVH seal.



BOOT FLEX	FLEX & MID STIFF
BOOT ANGLE	REGULAR & OPEN
BOOT & LEG CHANNEL	NO
BREAK CORE	NO BREAK, SINGLE BREAK, DOUBLE BREAK
OUTER ROLL	NO BREAK, SINGLE BREAK

CATALYST

The CATALYST PX3 is an evolution of the L12.2 line offering a thinner thigh rise that allows an easier overlap at the top. A stiffer Knee Stack allows the pad to be more responsive when you drop on the ice. Keeping the longer FRS to give you more support at the ankle and skate.



BOOT FLEX	FLEX & MID STIFF
BOOT ANGLE	REGULAR & OPEN
BOOT & LEG CHANNEL	YES
BREAK CORE	NO BREAK, SINGLE BREAK, DOUBLE BREAK
OUTER ROLL	NO BREAK, SINGLE BREAK, DOUBLE BREAK

L87

The L87 shares the same specs as the CATALYST PX3, but was designed for the goalie wanting a retro look.



BOOT FLEX	FLEX & MID STIFF
BOOT ANGLE	REGULAR & OPEN
BOOT & LEG CHANNEL	YES
BREAK CORE	NO BREAK, SINGLE BREAK, DOUBLE BREAK
OUTER ROLL	NO BREAK, SINGLE BREAK, DOUBLE BREAK

MADE OFFERED ENT

JORDAN BINNINGTON | ST. LOUIS BLUES





ANN-RENEE DESBIENS | CANADIAN OLYMPIAN

MADGE DUFFNER

ENGINEERED FOR BETTER REBOUND CONTROL

FEATURING A FLAT FACE CONSTRUCTION THAT MINIMIZES GAPS AND MAXIMIZES COVERAGE, COMBINED WITH A REINFORCED COMPOSITE THIGH RISE FOR ULTIMATE REBOUND CONTROL, THE HARDUS PX4 GOALIE PADS ALLOW YOU TO CONFIDENTLY REDIRECT PUCKS WHERE AND WHEN DESIRED.

**FRS (FAST ROTATION SYSTEM)**

Located on the calf, FRS includes double internal adjustable straps for increased stability and even weight distribution

1 NEW COMPOSITE THIGH RISE CORE

A 30% increase in thigh rise stiffness is paired with a more rigid knee stack, enhancing seal to the ice when dropping down and facilitating easier redirection of pucks.

2 THINNER THIGH RISE

A 40% thinner thigh rise provides ease in pad overlap when standing up or in butterfly. The pads are more reactive when dropping down and popping back up from the ice, giving greater mobility in game situations.

3 FLAT FACE CONSTRUCTION

Maximizes coverage and enhances rebound control. Eliminates pucks slipping through, as the flat face design provides a solid barrier, leaving minimal room.



AVAILABLE SIZES: SEE SIZING CHART

CUSTOM OPTIONS 2024

BREAK CORE



NO BREAK CORE
THIN STIFF
THIN XTRA STIFF
THICK MID STIFF



SINGLE BREAK CORE
THIN STIFF
THIN XTRA STIFF
THICK MID STIFF



DOUBLE BREAK CORE
THICK MID STIFF

OUTER ROLL



NO BREAK OUTER ROLL
STIFFER PAD TO PROVIDE
A SOLID SEAL TO THE ICE



SINGLE BREAK OUTER ROLL
ONE BREAK BELOW KNEE
FOR FLEXIBILITY & MOBILITY

THIGH RISE STIFFNESS



THIN XTRA STIFF



THIN STIFF



THICK MID STIFF

LEG STRAP OPTIONS

- A** NYLON STRAP 1" BELOW KNEE FIXED SINGLE
- B** ELASTIC STRAP 2" BELOW KNEE FIXED SINGLE
- C** LEATHER STRAP BELOW KNEE FIXED SINGLE



KNEE ZONE SETTINGS



RECESSED
(NO KNEE WRAP)

RECESSED
(WITH KNEE WRAP) OR
(WITH REMOVABLE KNEE WRAP)

RECESSED
(WITH PROTECTIVE
FLAP)

SOFT FOAM
(WITH KNEE WRAP)

SOFT FOAM
(WITH KNEE WRAP AND
PROTECTIVE FLAP)

BOOT STRAP ATTACHMENT



NO STRAP

UNDER HEEL

BEHIND HEEL

TOE ATTACHMENTS



JEN PRO – HD FOAM
WITH HYBRIDE
BUNGEE LACE



JEN PRO – HD FOAM
WITH SKATE LACE



JEN PRO – HD FOAM
WITH PUSH
BUNGEE LACE

BOOT ANGLE OPTIONS



REGULAR 110°

OPEN 120°

BOOT FLEX OPTIONS



FLEX

MID STIFF

CATCHER



**REGULAR
AND FULL RIGHT
AVAILABLE**

PALM MATERIAL



SUREGRIP PALM
FOR BETTER GLOVE CONTROL,
COMFORT AND MOBILITY

BREAK ANGLE



580



590



600

STRAP OPTIONS



LEATHER



WEBBING

TEE POCKET



DOUBLE T
FOR MORE
ABSORPTION



STRAIGHT T
TO BETTER FEEL
THE PUCK



OFFSET T
(590 ONLY)
FOR EASIER CLOSURE

PALM SIZE OPTIONS

- SMALL (INTERMEDIATE)
- MEDIUM - LARGE



HZRBUS



BLOCKER

**REGULAR
AND FULL RIGHT
AVAILABLE**

MODEL



595



595 WITH BINDING



615

CUFF



HALF PIECE



ONE PIECE

PALM MATERIAL



SUREGRIP PALM

FOR STICK CONTROL,
COMFORT AND DURABILITY



NASH PALM

BE CLOSER TO THE STICK
AND MORE FLEXIBLE PALM

INDEX PROTECTION



CURVED

ELITE GRIP
AND PROTECTION.



STRAIGHT

CLOSER TO THE STICK
SHAPE FOR A BETTER SEAL.

PALM SIZE OPTIONS

- SMALL (INTERMEDIATE)
- MEDIUM
- LARGE
- XTRA LARGE

PX4



JEREMY SWAYMAN | BOSTON BRUINS

MADE OFFICE

CATALYST

PX3

ENGINEERED FOR GREATER MOBILITY

THE CATALYST PX3 ARE ENGINEERED TO FACILITATE THE OVERLAP MOVEMENT AT THE TOP OF THE PAD BY INCORPORATING A THINNER THIGH RISE, ALL WHILE MAINTAINING UNCOMPROMISED RIGIDITY THROUGH THE INTEGRATION OF A CUTTING-EDGE COMPOSITE CORE.



FRS [FAST ROTATION SYSTEM]

Located on the calf, FRS includes double internal adjustable straps for increased stability and even weight distribution

1 NEW COMPOSITE THIGH RISE CORE

A 30% increase in thigh rise stiffness is paired with a more rigid knee stack, enhancing seal to the ice when dropping down and facilitating easier redirection of pucks.

2 THINNER THIGH RISE

A 40% thinner thigh rise provides ease in pad overlap when standing up or in butterfly. The pads are more reactive when dropping down and popping back up from the ice, giving greater mobility in game situations.

3 IMPROVED KNEE STACK RIGIDITY

New knee stack construction and improved rigidity provides greater stability. Combined with the stiffer thigh rise, it allows for more pressure on top of the pads in butterfly, leading to an even better seal to the ice.



AVAILABLE SIZES: SEE SIZING CHART

CATALYST PX3

CUSTOM OPTIONS 2024

BREAK CORE



NO BREAK CORE
THIN STIFF
THIN XTRA STIFF
THICK MID STIFF

SINGLE BREAK CORE
THIN STIFF
THIN XTRA STIFF
THICK MID STIFF

DOUBLE BREAK CORE
THICK MID STIFF

OUTER ROLL



NO BREAK OUTER ROLL

SINGLE BREAK OUTER ROLL

DOUBLE BREAK OUTER ROLL

THIGH RISE STIFFNESS



THIN XTRA STIFF

THIN STIFF

THICK MID STIFF

LEG STRAP OPTIONS

- A** NYLON STRAP 1" BELOW KNEE FIXED SINGLE
- B** ELASTIC STRAP 2" BELOW KNEE FIXED SINGLE
- C** LEATHER STRAP BELOW KNEE FIXED SINGLE



KNEE ZONE SETTINGS



RECESSED
(NO KNEE WRAP)

RECESSED
(WITH KNEE WRAP) OR
(WITH REMOVABLE KNEE WRAP)

RECESSED
(WITH PROTECTIVE
FLAP)

SOFT FOAM
(WITH KNEE WRAP)

SOFT FOAM
(WITH KNEE WRAP AND
PROTECTIVE FLAP)

BOOT STRAP ATTACHMENT



REBOUND CONTROL



LONG REBOUND
SHORT REBOUND

TOE ATTACHMENTS



JEN PRO –
HD FOAM
WITH HYBRIDE
BUNGEE LACE




JEN PRO –
HD FOAM WITH
SKATE LACE



JEN PRO –
HD FOAM
WITH PUSH
BUNGEE LACE

BOOT ANGLE OPTIONS



REGULAR 110°

+10°

OPEN 120°

BOOT FLEX OPTIONS



FLEX

MID STIFF

CATCHER



**REGULAR
AND FULL RIGHT
AVAILABLE**

PALM MATERIAL



SUREGRIP PALM
FOR BETTER GLOVE CONTROL,
COMFORT AND MOBILITY

BREAK ANGLE



580



590



600

STRAP OPTIONS



LEATHER



WEBBING

TEE POCKET



DOUBLE T
FOR MORE
ABSORPTION



STRAIGHT T
TO BETTER FEEL
THE PUCK



OFFSET T
(590 ONLY)
FOR EASIER CLOSURE

PALM SIZE OPTIONS

- SMALL (INTERMEDIATE)
- MEDIUM - LARGE

CATALYST

BLOCKER



**REGULAR
AND FULL RIGHT
AVAILABLE**

MODEL



585 WITH BINDING



595

CUFF



HALF PIECE



ONE PIECE

PALM MATERIAL



SUREGRIP PALM
FOR STICK CONTROL,
COMFORT AND DURABILITY



NASH PALM
BE CLOSER TO THE STICK
AND MORE FLEXIBLE PALM

INDEX PROTECTION



CURVED
ELITE GRIP
AND PROTECTION.



STRAIGHT
CLOSER TO THE STICK
SHAPE FOR A BETTER SEAL.

PALM SIZE OPTIONS

- SMALL (INTERMEDIATE)
- MEDIUM
- LARGE
- XTRA LARGE


PX3



Bare foot, measure the distance from the floor to the middle of the knee cap. Thigh rise sizing are based off the goalie's personal preference.

KNEE-TO-FLOOR MEASUREMENT (")	18 / 18.5	19 / 19.5	20 / 20.5	21 / 21.5	22 / 22.5	23 / 23.5	24 / 24.5
PAD HEIGHT (")	31	32	33	34	35	36	37

KNEE-TO-THIGH MEASUREMENT (") (THIGH RISE)	0	NOT AVAILABLE	9.5	10	10.5	11	11.5	12
	0.5	NOT AVAILABLE	10	10.5	11	11.5	12	12.5
	1	10	10.5	11	11.5	12	12.5	13
	1.5	10.5	11	11.5	12	12.5	13	13.5
	2	11	11.5	12	12.5	13	13.5	14
	2.5	11.5	12	12.5	13	13.5	14	14.5
	3	12	12.5	13	13.5	14	14.5	15
	3.5	12.5	13	13.5	14	14.5	15	15.5
	4	13	13.5	14	14.5	15	15.5	16



CATCHER SIZE CHART

HAND WIDTH (")	< 3.5	> 3.5
GLOVE SIZE	SR S	SR M - L



Hand width is measured at the base knuckles.

BLOCKER SIZE CHART



Hand length is the distance from the middle finger tip to the bottom of your palm.

HAND LENGTH (")	6.5 - 7	7 - 7.5	7.5 - 8	8 - 8.5
GLOVE SIZE	SR S	SR M	SR L	SR XL

SCAN TO
LEARN MORE ↓



The above charts are a guide that will help position each goalie with the right equipment. However, there may be instances where the suggestions are not applicable to an individual player for a number of reasons. We strongly encourage all consumers to consult their local authorized TRUE retail staff who can help validate final gear choice for each individual player's needs.



MARC-ANDRE FLEURY | MINNESOTA WILD

MARC-ANDRE FLEURY



TRUE TEMPER SPORTS

40 S Main St, Memphis, TN 38103, USA
truetempersports.com

PRODUCT INQUIRIES:

contact@truetempersports.com

CUSTOM SKATE INQUIRIES:

customskateinfo@truetempersports.com

WARRANTIES:

warranty@truetempersports.com

@truetempgoalie



TRUE
CRAFTED BY **LEFEVRE** 



↑ CUSTOMIZE YOUR TRUE GEAR TODAY